



# English Language Booklet

**First Grade**

**Second Semester**



**(Recovery Stage)**

**Stage 2**



# **English Language Booklet**

**First Grade**

**Second Semester**



**(Recovery Stage)**

**Stage 2**



## Content

No	Page	Unit	Pages in textbooks	Textbooks
1	3	Content		
2	4	Introduction		
3	5	Unit 11 Where's is my bag?	4	P.B
4	7	Unit 13 I like this jacket	12	P.B
5	8	Unit 14 It's a blue bus	16	P.B
6	9	Unit 16 I can swim	22	P.B
7	10	Unit 17 I like chicken	26	P.B
8	11	Unit 19 Let's draw a man	34	P.B
9	12	Answer Key	-	-



## **Introduction**


**This booklet is provided by the Ministry of Education (MOE) to the students of the first grade with an essential summary of English language textbook (Action Pack 1) for the second semester. This summary is designed to reinforce self-learning and to compensate what students in Jordan schools missed for varied reasons.**

**Self- learning is defined as an acquisition of knowledge, skills, and experiences for individuals in a self-process way by relying on themselves. It aims at improving and developing the autonomous learners' personality, abilities and skills by practicing a collection of instructional activities.**

# Unit 11: Where's is my bag?

**Vocabulary:** Where is?- on- in- under- wall – book shelf

## Lesson 1 Read and point:



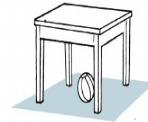
On

In

Under

## Lesson 2 Look and write: ( in - on - under)


- The ball is -----the table.
- The pencils are ----- the box .
- The cat is -----the chair.



## Lesson 3 Read and circle the correct picture:

The boy is under the tree.

1.



2.



## Lesson 4 Read and match.

1. The girl is in the car.

2. The bird is on the tree.

a.




b.



## Lesson 5


Write the words: ( dad , door , doll)



## Lesson 6

Where is my dog?

(The dog is \_\_\_\_\_ the table.)



# Where?

## Prepositions

### (In - On - Under)



# Unit 13: I like this jacket

**Vocabulary** shirt / shoes / skirt / trousers / socks / dress / pink / orange

## Lesson 1 Read and say:



Skirt



Trousers



Jacket



Socks



Shirt



Dress



Shoes

## Lesson 2 Read and colour

Yellow Shirt



Pink Dress



Orange socks



## Lesson 3 What colour is it?

1. What colour is the skirt? It is \_\_\_\_\_.
2. What colour are the socks? They are \_\_\_\_\_.
3. What colour is the jacket? It is \_\_\_\_\_.




## Lesson 4 Write the missing letter:


D..ess    So..ks    Trou..ers    j..cket

## Lesson 5 Read and draw:


Green socks



Black trousers



Red dress






# Unit 14: It's a blue bus


**Vocabulary:** car / bus / bike / train

## Lesson1 Read and say



## Lesson2 Read and colour:


A green bus






A red car



A yellow bike



## Lesson3 How many?



## Lesson4 Read and answer:

What colour is the bike? 

It's \_\_\_\_\_.

# Unit 16: I can swim

**Vocabulary:** hop / jump / ride a bike / swim / run / sports centre.

**Lesson1** Read and say:

swim


hop

jump

ride a bike

sports centre

run



**Lesson2** What can you do?

1. I can \_\_\_\_\_.



2. I can \_\_\_\_\_.



3. I can \_\_\_\_\_.



4. I can \_\_\_\_\_.



**Lesson 3** Write the missing letters:( i – o – u )

sw\_m

j\_mp

r\_n

h\_p

**Lesson 4** Read and match:



She can jump.



They can ride a bike.



He can swim.

# Unit 17: I like chicken


**Vocabulary:** apples / chicken / fish / salad / like

## Lesson1 Read and say:

Chicken



Fish





Salad





## Lesson2 Do you like? Yes (✓) or No (X)

	Do you like apples?	Do you like fish?	Do you like chicken?
My name (-----)			

## Lesson3 Circle the correct answer:

- This is an.....  ( fish , apple)
- This is an .....  ( chicken , orange )

## Lesson 4 Draw a face

Do you like?	 
salad	
fish	
apples	
chicken	

## Unit 19: Let's draw a man

**Vocabulary:** draw / head / hand / arm / feet / happy / sad

### Lesson 1 Read and say:

arm



hand




foot




head




### Lesson 2 Draw and copy




**head**



**hand**



**foot**



**arm**

### Lesson 3 Read and copy

**Hand:** \_\_\_\_\_,

**Head:** \_\_\_\_\_,

**Arm:** \_\_\_\_\_,

**Feet:** \_\_\_\_\_,

## **Answer Key:**

### **Unit 11: Where's my bag?**

L.1: .....

L.2: under / in / on

L.3: 1

L.4 1- b , 2- a

L.5: doll - dad - door

L.6 under

### **Unit 13: I like this jacket**

L.1: .....

L.2: .....

L.3: 1- pink 2- blue 3- green

L.4: r / c / s / a

L.5 .....

### **Unit 14: It's a blue bas**

L.1: .....

L.2: .....

L.3: three / four / five

L.5: blue

### **Unit 16: I can swim**

L.1 .....

L.2: 1- swim 2- run 3- ride a bike 4- jump

L.3: i/ u / u / o

L.4: .....

### **Unit 17: I like chicken**

L.1: .....

L.2: .....

L.3: 1- apple 2- orange

L.4: .....

### **Unit 19: Let's draw a man**

L.1: .....

L.2: .....

L.3 .....







